

ENVIRONMENTAL PRODUCT DECLARATION

as per ISO 14025 and EN 15804+A2

Owner of the Declaration	Holcim (Romania) SA
Programme holder	Institut Bauen und Umwelt e.V. (IBU)
Publisher	Institut Bauen und Umwelt e.V. (IBU)
Declaration number	IBU-CEI-HOL-2205120-RO2025000080-ISUE001-EN
Issue date	27/03/2025
Valid to	26/03/2030

Concrete C12/15CI02D16S3 RMX Chitila_Mix 533040
produced in plant RMX Chitila

Mix code 533040, EPD Version 1

Holcim (Romania) SA

www.ibu-epd.com | <https://epd-online.com>



1. General Information

Holcim (Romania) SA

Programme holder

IBU - Institut Bauen und Umwelt e.V.
Hegelplatz 1
10117 Berlin
Germany

Declaration number

IBU-CEI-HOL-2205120-RO2025000080-ISUE001-EN

This declaration is based on the product category rules:

Concrete components made of in-situ or ready-mixed concrete, 03.2022 (PCR checked and approved by the SVR)

Issue date

27/03/2025

Valid to

26/03/2030



Hans Peters
(Chairman Institut Bauen und Umwelt e.V.)



Florian Pronold
(Managing Director Institut Bauen und Umwelt e.V.)

C12/15CI02D16S3 RMX Chitila_Mix 533040

Owner of the declaration

Holcim (Romania) SA
46D-46E-48, Pipera Road, Oregon Park - Building B,
6th Floor
020309 Bucharest
Romania

Declared product / Declared unit

1 m³ of unreinforced concrete
C12/15CI02D16S3 RMX Chitila_Mix 533040

Scope:

This document refers to the production of C12/15CI02D16S3 RMX Chitila_Mix 533040 concrete, mix code 533040 produced in the plant of RMX Chitila of Holcim (Romania) SA in Romania for use as concrete in building construction and civil engineering.

The EPD was calculated with the pre-verified software CarbonCLARITY™ EN 15804 EPD Generator - RMX of Climate Earth.

The owner of the declaration shall be liable for the underlying information and evidence; the IBU shall not be liable with respect to manufacturer information, life cycle assessment data and evidences.

The EPD was created according to the specifications of *EN 15804+A2*. In the following, the standard is simply referred to as *EN 15804*.

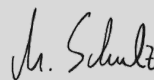
Verification

The standard EN 15804 serves as the core PCR

Independent verification of the declaration and data according to ISO 14025:2011

☐ internally

☒ externally



Matthias Schulz
(Independent verifier)

2. Product

2.1 Product description/Product definition

Concrete is produced by mixing cement, aggregates and water with potentially additional cementitious materials, fibers and additives.

The fresh concrete is generally poured into formwork, compacted and hardened in the desired form by hydration of the cement to form a solid artificial rock.

The declared product is unreinforced concrete that is delivered to the job site as ready-mix concrete. In the case of reinforced components, the proportion of reinforcing steel must be taken into account separately.

To calculate the life cycle assessment of the C12/15C102D16S3 RMX Chitila_Mix 533040 concrete in plant RMX Chitila, the production data from mix code 533040 were used.

For the use and application of the product the respective national provisions at the place of use apply, such as the building codes and the corresponding national specifications.

2.2 Application

Concrete is a widely used building material in the construction industry. It is used for example for the construction of walls, stairs, floor, foundations, bored piles or even complete structures such as bridges.

2.3 Technical data

Concrete C12/15C102D16S3 RMX Chitila_Mix 533040 has the following technical properties:

Technical data

Name	Value	Unit
Gross density	2353.72	kg/m ³
Compressive strength	C12/15	N/mm ²

This concrete product is produced according to standard EN 206:2013+A2:2021, Concrete - Specification, performance, production and conformity as a designed concrete.

This technical data fulfill the requirements according to EN-206-1 standard regarding quality control and conformity checks. Testing is done according to EN 12350 and EN 12390. Further technical data, as indicated in PCR B, are not relevant for this product. This is because properties such as thermal conductivity, tensile strength or modulus of elasticity can be found in the regulations for the design of concrete components and are therefore not routinely checked.

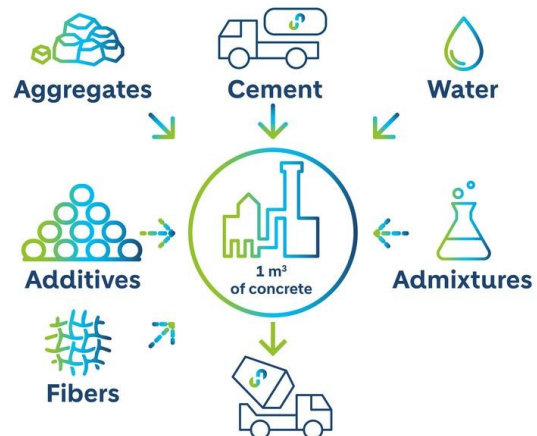
Performance characteristics for fresh concrete in relation to its characteristics according to the relevant technical regulation (no CE marking).

2.4 Delivery status

Fresh concrete is delivered to the customers in concrete truck mixers. It can also be picked up by the client using their trucks.

2.5 Base materials/Ancillary materials

Name	Value	Unit
Cement	ca. 10-17	M. %
Water	ca. 7-10	M. %
Aggregate	ca. 70-90	M. %
Cementitious	ca. <1	M. %
Fibers	ca. <1	M. %
Admixtures	ca. <1	M. %



Note: dashed lines indicate production steps that do not necessarily apply to this concrete

This product contains substances listed in the ECHA candidate list (date: 14.06.2023) exceeding 0.1 percentage by mass: no

This product contains other CMR substances in categories 1A or 1B which are not on the candidate list, exceeding 0.1 percentage by mass: no

Biocide products were added to this construction product or it has been treated with biocide products (this then concerns a treated product as defined by the (EU) Ordinance on Biocide Products No. 528/2012): no

2.6 Manufacture

The dosed aggregates are first premixed with cement as a binding agent and other additives. The mixture is then mixed with water to form a plastically deformable fresh concrete. This is transported to the customer where it is placed in the prepared formwork and compacted.

To ensure the quality of the concrete, quality assurance systems is installed in RMX Chitila plant, which is based on the requirements for in-house production control in EN-206-1 standard.

2.7 Environment and health during manufacturing

Fresh concrete and residual water recycling is common practice in the RMX Chitila plant. Not yet hardened concrete residues from mixers, concrete vehicles, bucket conveyors and concrete distributors are washed out and both the aggregate and the remaining water are reused as concrete raw materials.

Fresh concrete contains a strongly alkaline solution that is created when cement is mixed with water and can cause skin and eye irritation. The abrasiveness of the aggregate used can also support this irritation.

Cements used within this product are low in chromate, as per requirements of *REACH regulation*, in order to limit the development of allergic chromate dermatitis that can happen in the event of prolonged contact with the concrete.

Further information can be found in the safety data sheets.
holcim.ro

2.8 Product processing/Installation

In general, after mixing the concrete is transported to the construction site with trucks, placed in the prepared formwork by direct pouring or pumping and usually compacted with internal vibrators. After a sufficiently long hardening time, the formwork is removed and the concrete is cured further with time.

2.9 Packaging

The delivery of concrete does not require the use of packaging material.

2.10 Condition of use

The composition of the concrete does not fundamentally change when it is used.

2.11 Environment and health during use

The natural ionizing radiation from concrete is low and harmless to health. The environmental compatibility of concrete is ensured by the fact that only standardized starting materials may be used that are a priori regarded as harmless.

2.12 Reference service life

A reference service of 50 years is used for modeling concrete's use phase.

2.13 Extraordinary effects

Fire

According to *EN 13501-1*, concrete meets the requirements of building material class A1, "non-flammable". In the event of fire, no toxic gases and vapors can arise, and burning concrete components do not drip or fall off.

High fire resistance classes can be achieved through appropriate dimensioning of the components (in EN 1992-1-2 tabular values for fire resistance classes according to EN 13501-2 are given).

Fire protection

Name	Value
Building material class	A1 "not combustible"

Water

When exposed to water (e.g. floods), concrete is largely inert. No substances are washed out in quantities that could be hazardous to water.

Mechanical destruction

The mechanical destruction of concrete, e.g. by demolishing concrete, does not produce any substances that are hazardous to the environment or health.

2.14 Re-use phase

Components made of concrete can be dismantled. The concrete is first crushed and separated into individual grain fractions and used in road construction or in small proportions as recycled aggregate for the production of fresh concrete. If steel fibers or rebar is included in the concrete, this is separated during or after demolition and reused as scrap. Recovery of alternative fibers or rebar is not commonplace.

2.15 Disposal

For construction waste made of concrete, the waste codes 17 01 01 (concrete), 17 04 05 (steel fibers) and 17 02 03 (plastic fibers) (WCO) apply in accordance with the European list of waste.

2.16 Further information

Further information holcim.ro.

3. LCA: Calculation rules

3.1 Declared unit

1 m³ of unreinforced concrete C12/15CI02D16S3 RMX Chitila_Mix 533040

In the case of reinforced components, the proportion of reinforcing steel must be taken into account separately.

Declared unit

Designation	Value	unit
Declared unit	1	m ³
Density	2353.72	kg/m ³
Conversion factor to 1 kg	4.25E-4	-

To calculate the life cycle assessment of the C12/15CI02D16S3 RMX Chitila_Mix 533040 concrete in plant RMX Chitila, the production data from mix code 533040 were used.

3.2 System boundary

Type of EPD: cradle to gate with options, modules C1–C4, and module D (A1–A3 + C + D and additional modules A4, A5 and B1)

The selected system boundaries include the production of the concrete including the extraction of raw materials through to the installation, use and end of life of the finished product.

Material production and placement



Module A1: Extraction and processing of the raw materials used in concrete production



Module A2: Transport of the raw materials to the plant



Module A3: Concrete production in the plant and waste treatment



Module A4: Transport to the construction site

Module A5: Includes all processes associated with placing the concrete (e.g. pumping or installation by crane) as well as the production, transport and treatment of unused concrete (e.g. return concrete)

Use phase



Module B1: Carbonation during the use phase

Module B2-B7: For concrete components, maintenance, repair refurbishment or replacement measures are not usually required during the reference service life. Therefore, no environmental burden is considered in these modules.

End of life



Module C1: Dismantling / demolition of concrete buildings / components

Module C2: Transport of demolished concrete for processing

Module C3: Concrete waste processing

Module C4: Concrete waste disposal

Module D



Module D: Benefits and loads for the use of concrete demolition waste as replacement for primary materials

3.3 Estimates and assumptions

No estimates or assumptions were made that would be relevant for the interpretation of the life cycle assessment results.

3.4 Cut-off criteria

All raw materials for the production of concrete, all transport as well as all energy and water consumption for production, mixing, placing and waste treatment of the concrete were taken into account.

The environmental impacts from the production and use of the formwork were neglected for the life cycle assessment of the concrete production. With the usual frequency of use of formwork, the mass of resources and primary energy used is less than 1% of the total values for concrete production. The materials used for concrete curing were also excluded as they represent less than 1% of the total mass and primary energy use for concrete production.

3.5 Background data

The CarbonCLARITY™ EN 15804 EPD Generator - RMX version 1.0.1 dated 27/05/2024 with configuration file dated 07/02/2025 was used for the life cycle assessment.

Datasets from EPDs and from the Ecoinvent database (version 3.8) were used for the calculation.

3.6 Data quality

The data basis for this EPD is the continuous data acquisition in the RMX Chitila plant. The data collected were reviewed for plausibility by Climate Earth and were rated as very good quality.

The background datasets are on average less than 5 years old and their quality is overall rated as good or very good.

3.7 Period under review

For the life cycle assessment of the C12/15CI02D16S3 RMX Chitila_Mix 533040, data from the period 01/01/2023 to 31/12/2023 were used.

3.8 Geographic Representativeness

Land or region, in which the declared product system is manufactured, used or handled at the end of the product's lifespan: Romania

3.9 Allocation

Cementitious products such as fly ash, blast furnace slag or silica fume are considered co-products and economic allocation is used.

The alternative fuels used for the production of the cements used are classified either as secondary fuels or as waste. Emissions from secondary fuels are included in the impact assessment results while emissions from waste fuels are reported as additional information according to the *IBU Cement PCR*. The waste status of the fuels concerned was verified using their waste codes. The exclusion of the impact due to

the combustion of combustible waste was only applied to CO₂ emissions, as other emissions (eg, NO_x, SO_x, etc.) were not easily differentiated from the different types of fuels.

Energy and auxiliary materials used in the production of concrete are allocated to each individual concrete mix based on the total volume of concrete produced in the plant.

Finally, the use of recycled and/or secondary raw materials is allocated to each individual concrete mix based on their actual composition.

3.10 Comparability

Basically, a comparison or an evaluation of EPD data is only possible if all the data sets to be compared were created according to *EN 15804* and the building context, respectively the product-specific characteristics of performance, are taken into account.

The Ecoinvent background database is used (version 3.8).

4. LCA: Scenarios and additional technical information

Information on describing the biogenic Carbon Content at factory gate

Name	Value	Unit
Biogenic Carbon Content in product	0	kg C
Biogenic Carbon Content in accompanying packaging	0	kg C

Note: 1 kg biogenic Carbon is equivalent to 44/12 kg of CO₂

Module A3: Manufacturing

The carbon intensity of the electricity used in manufacturing is 0.30 kgCO₂eq./kWh.

Module A4: Transport to jobsite

The following table shows the data used in the modelling of product transport to the jobsite:

Transport to the building site (A4)

Name	Value	Unit
Litres of fuel (per m ³ concrete)	4.50	lt diesel eq./100 km*
Transport distance	10.9	km
Capacity utilization (including empty runs)	41.0	%
Gross density of products transported	2353.72	kg/m ³
Capacity utilization volume factor	0.82	-

* If trucks are not powered by diesel, the necessary energy consumption is converted into the equivalent diesel consumption. Therefore the total fuel consumption can be expressed in a single unit of liters of diesel equivalent / 100 km.

Module A5: Installation of concrete

The following table shows the data used in the modelling of product installation:

Installation into the building (A5)

Name	Value	Unit
Electricity consumption	0.26	kWh
Other energy carriers	12.0	MJ
Material loss	8.95	kg

Module B1: Carbonation

Through carbonation, concrete components absorb carbon dioxide from the air during their useful life. This can be expressed as a negative global warming potential in module B1 and is calculated according to EN 16757 using the following data.

Carbonation during use

Name	Value	Unit
Structure type	Building	-
Exposure condition	Building, exterior, in ground	-
Service life	50	yr
Area to volume ratio	5	m ² /m ³
Weight per unit area	471	kg/m ²

Carbonation results for alternative scenarios can be calculated using the following formula

$$CO_2 uptake = \frac{k * \sqrt{t}}{1000} * A_i * D_c * C_{factor}$$

where

k = k-factor sourced from EN 16757 standard depending on structure type, exposure condition and concrete strength class [mm/year^{0.5}]

t = service life (yr)

A_i = area of concrete element (m²/m³)

D_c = degree of carbonation sourced from EN 16757 standard depending on structure type and exposure condition (%)

C_{factor} = 94.1 (kg CO₂/m³). It is calculated as per EN 16757 standard based on the concrete composition

Module B2-B7:

No maintenance or repair is usually required for concrete during its reference service life. In addition, no energy or water are consumed during its use.

Module C1-C4:

According to the current state of the art, structures made of concrete and reinforced concrete are mainly dismantled with long-front excavators equipped with demolition claws.

Name	Value	Unit
Diesel consumption for demolition process	2.9	lt/m ³
Demolition waste collected	2353.72	kg

In Romania 87% of concrete waste is recycled or used for backfilling while 13% ends up in landfills (Eurostat).

Therefore, two scenarios for 100% recycling (Scenario 1) and 100% landfill (Scenario 2) are considered in this life cycle assessment.

After demolition the concrete debris is transported to the crushing plant (Scenario 1; C2/1) or landfill (Scenario 2; C2/2) according to the following details.

Name	Scenario 1	Scenario 2	Unit
Truck	29	29	km

In Scenario 1 (100% recycling) the processing of concrete rubble is usually carried out using jaw or impact crushers, which, in addition to pure breaking, also perform a pre-screening and metal separation (C3/1). No impacts for waste disposal are reported (C4/1).

In Scenario 2 (100% landfill) the concrete debris without any further processing is landfilled (C4/2). No impacts for waste processing are reported (C3/2).

Name	Scenario 1	Scenario 2	Unit
For reuse	0	0	kg
For recycling	2353.72	0	kg
For landfill	0	2353.72	kg

The carbonation of concrete rubble during the end of life phase is modelled according to the guidelines of

EN 16757 standard for both Scenario 1 (C3/1) and Scenario 2 (C4/2).

Module D: Benefits and loads beyond the system boundary

In Scenario 1 (100% recycling), the output at the end of the crushing process can replace the primary materials sand / gravel and crushed stone as secondary material. Potentially recovered steel fibers

can be used for the production of new steel products. The results for Scenario 1 are reported in module D/1.

No Module D results (D/2) are calculated for Scenario 2 (100% landfill).

The benefits in the LCA results for the replacement of primary raw materials are shown in module D.

5. LCA: Results

The table below contains the life cycle assessment results for a declared unit of 1 m³ of unreinforced concrete C12/15CI02D16S3 RMX Chitila_Mix 533040.

The characterization factors of the "Environmental Footprint reference Package 3.0" were used to determine the LCA results.

DESCRIPTION OF THE SYSTEM BOUNDARY (X = INCLUDED IN LCA; ND = MODULE OR INDICATOR NOT DECLARED; MNR = MODULE NOT RELEVANT)

PRODUCT STAGE			CONSTRUCTION PROCESS STAGE		USE STAGE							END OF LIFE STAGE				BENEFITS AND LOADS BEYOND THE SYSTEM BOUNDARIES
Raw material supply	Transport	Manufacturing	Transport from the gate to the site	Assembly	Use	Maintenance	Repair	Replacement	Refurbishment	Operational energy use	Operational water use	De-construction demolition	Transport	Waste processing	Disposal	Reuse-Recovery-Recycling-potential
A1	A2	A3	A4	A5	B1	B2	B3	B4	B5	B6	B7	C1	C2	C3	C4	D
x	x	x	x	x	x	ND	MNR	MNR	MNR	ND	ND	x	x	x	x	x

RESULTS OF THE LCA - ENVIRONMENTAL IMPACT according to EN 15804+A2: 1 m³ C12/15CI02D16S3 RMX Chitila_Mix 533040

Core Indicator	Unit	A1-A3	A4	A5	B1	C1	C2/1	C2/2	C3/1	C3/2	C4/1	C4/2	D/1	D/2
GWP-total	[kg CO ₂ -Eq.]	134	3.79	1.70	0	9.53	6.34	6.34	-0.40	0	0	8.18	-8.37	0
GWP-fossil	[kg CO ₂ -Eq.]	134	3.78	1.69	0	9.53	6.34	6.34	-0.40	0	0	8.16	-8.34	0
GWP-biogenic	[kg CO ₂ -Eq.]	0.14	1.65E-3	6.86E-4	0	1.25E-3	1.73E-3	1.73E-3	9.42E-4	0	0	5.54E-3	-0.03	0
GWP-luluc	[kg CO ₂ -Eq.]	0.01	1.66E-3	1.36E-4	0	1.01E-3	2.46E-3	2.46E-3	3.46E-4	0	0	0.01	-4.92E-3	0
ODP	[kg CFC11-Eq.]	7.59E-6	8.76E-7	2.78E-7	0	2.06E-6	1.44E-6	1.44E-6	5.13E-7	0	0	5.01E-6	-8.65E-7	0
AP	[mol H ⁺ -Eq.]	0.42	0.01	0.01	0	0.10	0.03	0.03	0.03	0	0	0.12	-0.08	0
EP-freshwater	[kg P-Eq.]	6.85E-3	2.7E-4	7.06E-5	0	2.98E-4	4.63E-4	4.63E-4	5.88E-4	0	0	1.13E-3	-2.09E-3	0
EP-marine	[kg N-Eq.]	0.14	2.27E-3	5.75E-3	0	0.04	8.12E-3	8.12E-3	0.01	0	0	0.04	-0.02	0
EP-terrestrial	[mol N-Eq.]	1.57	0.02	0.06	0	0.49	0.09	0.09	0.12	0	0	0.44	-0.23	0
POCP	[kg NMVOC-Eq.]	0.41	6.4E-3	0.02	0	0.13	0.03	0.03	0.03	0	0	0.13	-0.05	0
ADPE	[kg Sb-Eq.]	1.18E-4	1.48E-5	1.09E-6	0	5.08E-6	1.51E-5	1.51E-5	6.82E-6	0	0	2.87E-5	-1.34E-4	0
ADPF	[MJ]	687	57.8	19.8	0	132	97.9	97.9	64.9	0	0	346	-113	0
WDP	[m ³ world-Eq depr.]	33.6	0.19	0.17	0	0.21	0.38	0.38	0.57	0	0	15.6	25.5	0

Legend

GWP = Global warming potential; ODP = Depletion potential of the stratospheric ozone layer; AP = Acidification potential of land and water; EP = Eutrophication potential; POCP = Formation potential of tropospheric ozone photochemical oxidants; ADPE = Abiotic depletion potential for non fossil resources; ADPF = Abiotic depletion potential for fossil resources; WDP = Water (user) deprivation potential

RESULTS OF THE LCA - INDICATORS TO DESCRIBE RESOURCE USE according to EN 15804+A2: 1 m³ C12/15CI02D16S3 RMX Chitila_Mix 533040

Indicator	Unit	A1-A3	A4	A5	B1	C1	C2/1	C2/2	C3/1	C3/2	C4/1	C4/2	D/1	D/2
PERE	[MJ]	126	0.89	0.95	0	0.74	1.09	1.09	8.94	0	0	2.95	-24.8	0
PERM	[MJ]	15.0	0	0.06	0	0	0	0	0	0	0	0	0	0
PERT	[MJ]	142	0.89	1.01	0	0.74	1.09	1.09	8.94	0	0	2.95	-24.8	0
PENRE	[MJ]	678	57.8	19.8	0	132	97.9	97.9	64.9	0	0	346	-113	0
PENRM	[MJ]	10.3	0	0.04	0	0	0	0	0	0	0	0	0	0
PENRT	[MJ]	687	57.8	19.8	0	132	97.9	97.9	64.9	0	0	346	-113	0
SM	[kg]	2.64	0	0.01	0	0	0	0	0	0	0	0	2351	0
RSF	[MJ]	214	0	0.81	0	0	0	0	0	0	0	0	0	0
NRSF	[MJ]	225	0	0.85	0	0	0	0	0	0	0	0	0	0
FW	[m ³]	3.35	8.95E-3	0.02	0	6.47E-3	0.01	0.01	0.05	0	0	0.37	-1.85	0

Legend

PERE = Use of renewable primary energy excluding renewable primary energy resources used as raw materials; PERM = Use of renewable primary energy resources used as raw materials; PERT = Total use of renewable primary energy resources; PENRE = Use of non-renewable primary energy excluding nonrenewable primary energy resources used as raw materials; PENRM = Use of non-renewable primary energy resources used as raw materials; PENRT = Total use of non-renewable primary energy resources; SM = Use of secondary material; RSF = Use of renewable secondary fuels; NRSF = Use of non-renewable secondary fuels; FW = Use of net freshwater

RESULTS OF THE LCA – WASTE CATEGORIES AND OUTPUT FLOWS according to EN 15804+A2: 1 m³ C12/15CI02D16S3 RMX Chitila_Mix 533040

Indicator	Unit	A1-A3	A4	A5	B1	C1	C2/1	C2/2	C3/1	C3/2	C4/1	C4/2	D/1	D/2
HWD	[kg]	0.75	0.05	0.01	0	0.10	0.09	0.09	0.15	0	0	0.23	-0.77	0
NHWD	[kg]	30.4	3.69	0.24	0	0.55	9.66	9.66	1.22	0	0	2355	-7.74	0
RWD	[kg]	5.42E-3	3.88E-4	1.54E-4	0	9.12E-4	6.48E-4	6.48E-4	7.13E-4	0	0	2.27E-3	-1.37E-3	0
CRU	[kg]	0	0	0	0	0	0	0	0	0	0	0	0	0
MFR	[kg]	0.08	0	3.2E-4	0	0	0	0	2354	0	0	0	0	0
MER	[kg]	0	0	0	0	0	0	0	0	0	0	0	0	0
EEE	[MJ]	0	0	0	0	0	0	0	0	0	0	0	0	0
EET	[MJ]	0	0	0	0	0	0	0	0	0	0	0	0	0

Legend

HWD = Hazardous waste disposed; NHWD = Nonhazardous waste disposed; RWD = Radioactive waste disposed; CRU = Components for reuse; MFR = Materials for recycling; MER = Materials for energy recovery; EEE = Exported electrical energy; EET = Exported thermal energy

RESULTS OF THE LCA – additional impact categories according to EN 15804+A2: 1 m³ C12/15CI02D16S3 RMX Chitila_Mix 533040

Indicator	Unit	A1-A3	A4	A5	B1	C1	C2/1	C2/2	C3/1	C3/2	C4/1	C4/2	D/1	D/2
PM	[Disease Incidence]	4.72E-6	2.61E-7	3.3E-7	0	2.68E-6	7.37E-7	7.37E-7	5.55E-7	0	0	2.35E-6	-1.08E-6	0
IRP	[kBq U235-Eq.]	7.55	0.30	0.18	0	0.60	0.46	0.46	1.77	0	0	1.54	-3.15	0
ETP-fw	[CTUe]	451	46.8	7.48	0	36.7	33.1	33.1	33.6	0	0	95.3	-160	0
HTP-c	[CTUh]	2.52E-8	1.57E-9	2.99E-10	0	2.99E-9	2.13E-9	2.13E-9	9.86E-10	0	0	5.55E-9	-1.25E-8	0
HTP-nc	[CTUh]	1.17E-6	4.89E-8	1.09E-8	0	5.61E-8	8.46E-8	8.46E-8	2.1E-8	0	0	1.44E-7	-2.07E-7	0
SQP	[-]	844	64.4	5.00	0	16.8	111	111	9.70	0	0	727	-287	0

Legend

PM = Potential incidence of disease due to PM emissions; IRP = Potential Human exposure efficiency relative to U235; ETPfw = Potential comparative Toxic Unit for ecosystems; HTPc = Potential comparative Toxic Unit for humans (cancerogenic); HTPnc = Potential comparative Toxic Unit for humans (not cancerogenic); SQP = Potential soil quality index



$$2,51e2 = 2,51 \times 10^2 = 251$$

$$4,25e-3 = 4,25 \times \frac{1}{10^3} = 0,00425$$

On Global Warming Potential (GWP):

Net values are declared for all GWP indicators in A1 – A3. The waste status of the (waste-based) fuels used in cement production has been verified. Gross emissions (i.e. including CO₂ from incineration of waste) are 154 kg CO₂-eq. / t (GWP-total), 154 kg CO₂-eq. / t (GWP fossil), 0.14 kg CO₂ eq. / t (GWP-biogenic).

For wastes with biogenic carbon content, gross CO₂ emissions correspond to the uptake of biogenic CO₂ during the biomass growth phase.

Disclaimer 1 – for the indicator “potential Human exposure efficiency relative to U235”. This impact category deals mainly with the eventual impact of low dose ionizing radiation on human health of the

nuclear fuel cycle. It does not consider effects due to possible nuclear accidents, occupational exposure nor radioactive waste disposal in underground facilities. Potential ionizing radiation from the soil, radon and from some construction materials is also not measured by this indicator.

Disclaimer 2 –for the indicators: “abiotic depletion potential for fossil resources”, “abiotic depletion potential for non-fossil resources”, “water (user) deprivation potential”, “deprivation-weighted water consumption”, “potential comparative toxic unit for ecosystems”, “potential comparative toxic unit for humans - cancer effects”, “potential comparative toxic unit for humans – non-cancer effects”, “potential soil quality index”. The results of this environmental impact indicator shall be used with care as the uncertainties on these results are high or as there is limited experience with the indicator.

6. LCA: Interpretation

The following table shows the most important influencing factors on important indicators of the impact and life cycle inventory analysis.

Category	GWP _{total}	AP	EP _{terrestrial}	POCP	PERT	PENRT	ADPE	FW	PM
Cement	85.6 %	74.8 %	77.8 %	76.6 %	87.8 %	55.9 %	18.6 %	5.91 %	52.9 %
Aggregate	4.40 %	12.1 %	11.2 %	10.3 %	7.09 %	13.0 %	56.3 %	82.5 %	18.4 %
Cementitious	0 %	0 %	0 %	0 %	0 %	0 %	0 %	0 %	0 %
Fibers	0 %	0 %	0 %	0 %	0 %	0 %	0 %	0 %	0 %
Admixtures	0.83 %	0.35 %	0.27 %	0.29 %	1.12 %	2.99 %	0.09 %	0.12 %	0.33 %
Other materials and processes	9.13 %	12.8 %	10.7 %	12.8 %	3.95 %	28.1 %	25.0 %	11.5 %	28.3 %
Total	100%	100%	100%	100%	100%	100%	100%	100%	100%
Legend	Cement: Includes the impacts for the production of all cements used. Aggregate: Includes the impacts for the production of sand and gravel. Cementitious: Includes the impacts for the production of all cementitious materials used such as slag, fly ash or limestone. Fibers: Includes the impacts for the production of fibers. Admixtures: Includes the impacts for the production of concrete admixtures such as plasticisers or retarders. Other materials and processes: Includes the impacts of materials or production processes not covered by the above categories.								

In the production of concrete, cement production dominates all impact categories. This applies in particular to the global warming potential (GWP). Another major influencing factor is the extraction/production and transport of the raw

materials. The contribution of other processes in the plant is low, especially with regard to greenhouse, acidification and eutrophication impact categories.

7. Requisite evidence

7.1 Radioactivity

Measurements of the specific activity (gamma spectrometry) in Europe resulted in the following typical values for concrete (*Radiation Protection 112*) (in Bq/kg concrete).

Element	Typical values (max values)
RA226	40 (240)
Th228	30 (190)
K40	400 (1600)

Radiation exposure in an apartment block made of concrete with the above average activity

concentrations will equate to an annual effective dose of about 0.25 mSv (excess to the dose received outdoors) (*Radiation Protection 112*).

In Romania there are currently no statutory limit values for assessing the radioactivity of building materials.

7.2 VOC emissions and leaching

The environmental compatibility of concrete is ensured by the fact that only standardized starting materials may be used that are a priori regarded as harmless. Therefore, no tests are normally carried out for VOC emissions and leaching of concrete.

8. References

Standards

EN 12350

EN 12350-4:2019 Testing fresh concrete

EN 12390

EN 12390-3:2019 Testing hardened concrete

EN 13501-1

EN 13501-1:2018, Fire classification of construction products and building elements - Classification using data from reaction to fire tests

EN 13501-2

EN 13501-2:2016 Fire classification of construction products and building elements. Classification using data from fire resistance tests, excluding ventilation services

EN 1992-1-2

EN 1992-1-2:2004+A1:2019, Eurocode 2. Design of concrete structures - General rules. Structural fire design

EN ISO 14025

EN ISO 14025:2011, Environmental labels and declarations. Type III environmental declarations. Principles and procedures

EN 15804

EN 15804:2012+A2+AC:2021, Sustainability of construction works. Environmental product declarations. Core rules for the product category of construction products

EN 16757

EN 16757:2022. Sustainability of construction works. Environmental product declarations. Product Category Rules for concrete and concrete elements

EN-206-1

EN 206:2013+A2:2021, Concrete - Specification, performance, production and conformity

Other literature

CarbonCLARITY™ EN 15804 EPD Generator - RMX
Version 1.0.1 dated 27/05/2024
www.climateearth.com

ECHA

European Chemicals Agency (ECHA): Candidate List of Substances of Very High Concern for Authorization.
<https://echa.europa.eu/>

Eurostat

Statistical Office of the European Union
https://ec.europa.eu/eurostat/databrowser/view/env_wastr/default/table?lang=en

Ecoinvent

Database, version 3.8, Ecoinvent, 2021.

EF 3.0

Environmental Footprint, ref package 3.0, November 2019 (European Platform on Life Cycle Assessment (EPLCA))

IBU 2021

Institut Bauen und Umwelt e.V.: General instructions for the EPD program of Institut Bauen und Umwelt e.V. Version 2.0, Berlin: Institut Bauen und Umwelt e.V., 2021. www.ibu-epd.com

No 528/2012

Regulation (EU) No 528/2012 of the European Parliament and of the Council of 22 May 2012 concerning the making available on the market and use of biocidal products

Radiation Protection 112

European Commission, Directorate-General for Environment, Radiological protection principles concerning the natural radioactivity of building materials, Publications Office, 2000

REACH Regulation

Registration, Evaluation, Authorisation and Restriction of Chemicals, EG 1907/2006:2006-12-18

WCO

Waste Catalog Ordinance (WCO), December 10th 2001

PCR Part A


Product category rules for building related products and services. Part A: Calculation rules for the life cycle assessment and requirements for the project report according to EN 15804+A2:2021 (v1.3). Berlin: Institut Bauen und Umwelt e.V., 31/08/2022

PCR Cement

Product category rules for building related products and services. Part B: Requirements for the EPD for cement, version 5. Berlin: Institut Bauen und Umwelt e.V. (ed.), 04/07/2023. www.ibu-epd.com

PCR Part B

Product category rules on Guidance-Texts for Building-Related Products and Services. Part B: Requirements on the EPD for Concrete components made of in-situ or ready-mixed concrete, V6, Berlin: Institut Bauen und Umwelt e.V. 17/07/2023

	<p>Publisher IBU - Institut Bauen und Umwelt e.V. Tel +49 (0)30 3087748 - 0 Hegelplatz 1 Fax +49 (0)30 3087748 - 29 10117 Berlin Mail info@ibu-epd.com Germany Web www.ibu-epd.com</p>
	<p>Programme holder IBU - Institut Bauen und Umwelt e.V. Tel +49 (0)30 3087748 - 0 Hegelplatz 1 Fax +49 (0)30 3087748 - 29 10117 Berlin Mail info@ibu-epd.com Germany Web www.ibu-epd.com</p>
	<p>Author of the Life Cycle Assessment Climate Earth, Inc. Tel +1 (415) 391-2725 137 Park Place, Suite 204 Mail info@climateearth.com Point Richmond, CA 94801 Web www.climateearth.com United States</p>
	<p>Owner of the Declaration Holcim (Romania) SA Tel 46D-46E-48, Pipera Road, Oregon Mail simona.stefan@holcim.com Park - Building B, 6th Floor Web holcim.ro 020309 Bucharest Romania</p>